




"Bringing Comfort to Every Climate"



## Light Commercial Air Conditioning Catalogue


Innovation that cools you and the planet.



**High Performance  
Air Conditioners**

AEXCKI-12IHCAEXX  
AEXCKO-12IHCAEXX  
AEXCKI-18IHCAEXX  
AEXCKO-18IHCAEXX

**COMFORT PERFECTIONIST**



AEXCKI-24IHCAEXX  
AEXCKO-24IHCAEXX

AEXCKI-48IHCAEXX  
AEXCKO-48IHCAEXX

# At A GLANCE

## 5 REASONS MAKE AIRX CASSETTE GOOD

01

Best Comfort without Compromise

02

Great Reliability

03



Energy Efficiency

04

Top Control and Connection

05

Easy Installation and Maintenance






## 01 BEST COMFORT WITHOUT COMPROMISE

---

- A. Breezeless Offers Ultimate Comfort
- B. 360° Air Discharge for the Highest Efficiency and Comfort
- C. Individual Vane Control
- D. Twin System with Sync Control



## 02 GREATER RELIABILITY

---

### Optimized Water Tray

- ABS-material modeling anti-corrosion plastic material
- Thickness increased to 2.2mm
- Newly optimized drainage tray structure



## 03 ENERGY EFFICIENCY

---

- A. ECO Mode Energy-saving Technology
- B. Intelligent Sensor for Better Comfort and Energy Saving

## AIRX INVERTER CEILING CASSETEE (Specification)

Indoor Model			AEXCKI-12IHCAEXX	AEXCKI-18IHCAEXX	AEXCKI-24IHCAEXX	AEXCKI-48IHCAEXX	
Outdoor Model			AEXCKO-12IHCAEXX	AEXCKO-18IHCAEXX	AEXCKO-24IHCAEXX	AEXCKO-48IHCAEXX	
Power supply source		V~,Ph,H Z	220-240V,1Ph,50Hz	220-240V,1Ph,50Hz	220-240V,1Ph,50Hz	380-415V,3Ph,50Hz	
Cooling	Cooling Capacity (T3)	Btu/h	12000	18000	24000	55000	
		kw	3.52	5.28	7.03	16.12	
	Rated Input Power	w	1030	1650	1980	5970	
	Rated Input Current	A	4.48	7.32	8.80	10.80	
	EER - Cooling	W/W	3.41	3.20	3.55	2.70	
Heating	Rated Capacity (T3)	Btu/h	13000	19778	30420	63500	
	Rated Input Power	w	1030	1600	2480	5810	
	Rated Input Current	A	4.43	7.11	11.00	9.00	
	COP - Heating	W/W	3.73	3.63	3.59	3.20	
Max. Input Power		W	1700	2800	3450	7200	
Max. Input Current		A	9	12.5	15	13	
Indoor	Net Weight	kg	15.5	15.5	25	30	
	Gross Weight	kg	18	18.5	29	34	
	Dimension (W/D/H) body	mm	570×570×260	570/570/260	840×840×246	840×840×288	
	Dimension (W/D/H) panel	mm	650×650×55	650/650/55	950×950×55	950×950×55	
	Packing ( W/D/H) 'body	mm	720×650×290	720/650/290	910×910×310	915×915×355	
	Packing ( W/D/H) 'panel	mm	710×710×80	710/710/80	1000×1000×100	1000×1000×100	
	Indoor Airflow(H/M/L)	m3/h		700/620/530	800/700/630	1400/1250/850	1900/1500/1300
		cfm		412/365/312	470/412/371	824/735/500	1118/883/765
	Indoor Noise Level(H/M/L)	db(A)		52	45/42/39	47/45/42	51/47/43
	Fan Rated Output Power	W		30	25	40	70
Motor Speed(H/M/L)	r/mim		720/660/530	840/775/710	560/490/425	750/610/525	
Outdoor	Compressor Brand/Type		Rotary/ GMCC	Rotery / GMCC	Rotery / GMCC	Rotery / GMCC	
	Fan Motor output power	W	35	40	65	65x2	
	Speed	r/mim	950	850	850	800	
	Outdoor Noise Level	db(A)	54	53	57	60	
	Dimension (W/D/H)	mm	709×536×280	785/300/555	900×350×700	940×373×1320	
	Packing ( W/D/H)	mm	825×345×595	900/380/615	1020×430×770	1080×430×1440	
	Net / Gross Weight	kg	23 / 27	29/31	42/46	82/91	
Refrigerant Type			R-32	R-410a	R-410a	R-410a	
Charged Volume		g	780	1250	1400	3200	
Remote Control			y	y	y	y	
Refrigerant Piping	Liquid Side / Gas Side	mm	6.35(1/4)/12.7(1/2)	6.35(1/4)/12.7(1/2)	9.52(3/8)/15.88(5/8)	9.52(3/8)/15.88(5/8)	
	Max-Refrigerant Pipe Length	m	25	30	30	50	



111 000 229



info@greenservices.pk

